

Superintendent Search Survey for Staunton City Schools

Q1 Please indicate all which apply to you:

Answered: 165 Skipped: 0

| Answer Choices | Responses | |
|---|-----------|-----|
| I live in the city of Staunton. | 60.6% | 100 |
| My children attend Staunton City Schools. | 36.4% | 60 |
| My children attended Staunton City Schools. | 12.7% | 21 |
| I am a student in Staunton City Schools. | 3.6% | 6 |
| I represent a current non-child household. | 13.3% | 22 |
| I volunteer in Staunton City Schools. | 16.4% | 27 |
| I am retired. | 6.7% | 11 |
| I hold an elected political office. | 0.6% | 1 |
| I am employed by Staunton City Schools. | 58.2% | 96 |
| I am not employed by Staunton City Schools. | 23.6% | 39 |
| Total Respondents: 165 | | |

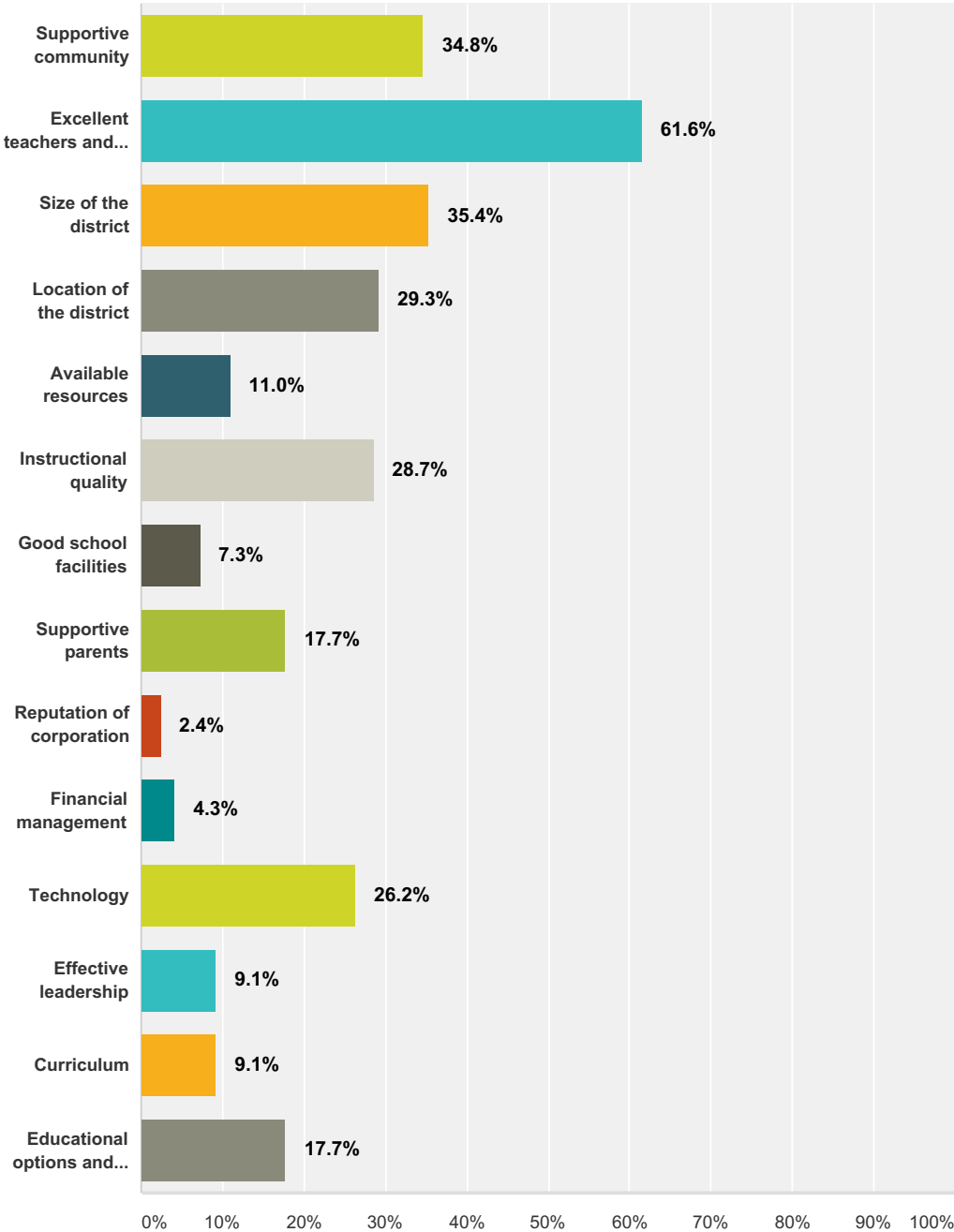
Q2 If you are employed by Staunton City Schools, please specify your position:

Answered: 105 Skipped: 60

| Answer Choices | Responses | |
|---|-----------|----|
| Teacher | 61.9% | 65 |
| Administrator | 8.6% | 9 |
| Other certified staff | 8.6% | 9 |
| Support staff (includes secretary, instructional assistant, custodian, bus driver, food service, maintenance) | 14.3% | 15 |
| Other | 6.7% | 7 |
| Total Respondents: 105 | | |

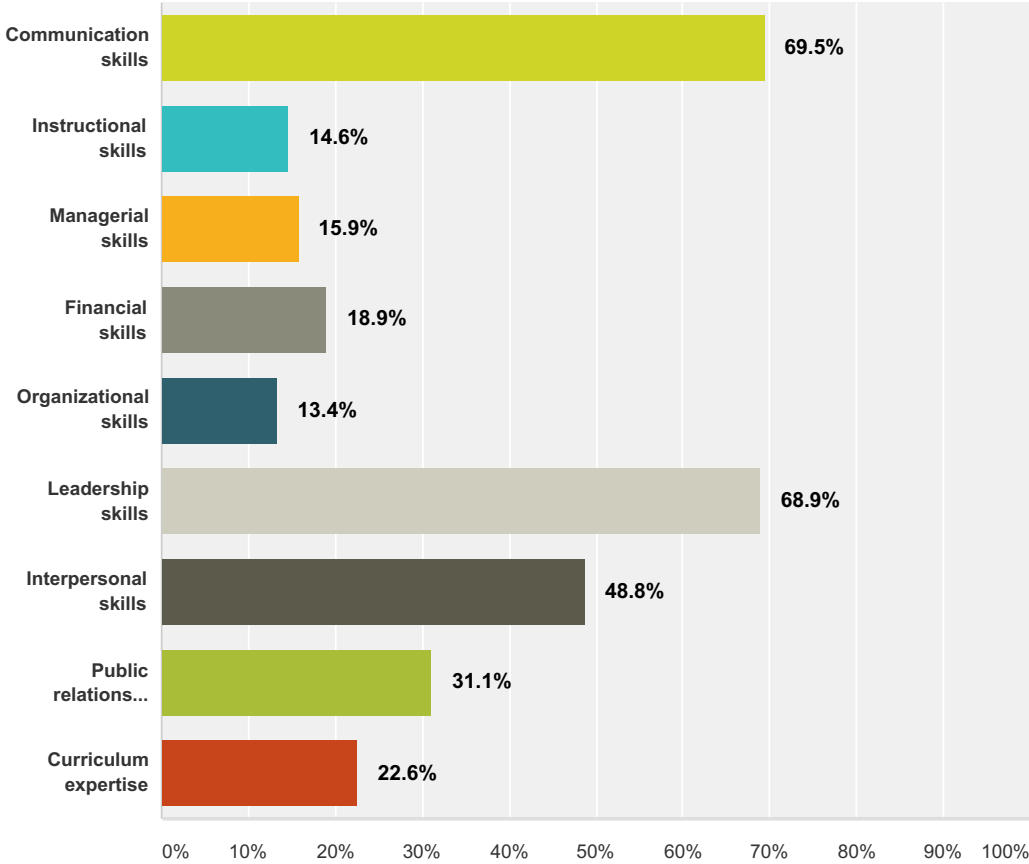
Q3 Select from the list below the three most significant strengths of the district:

Answered: 164 Skipped: 1



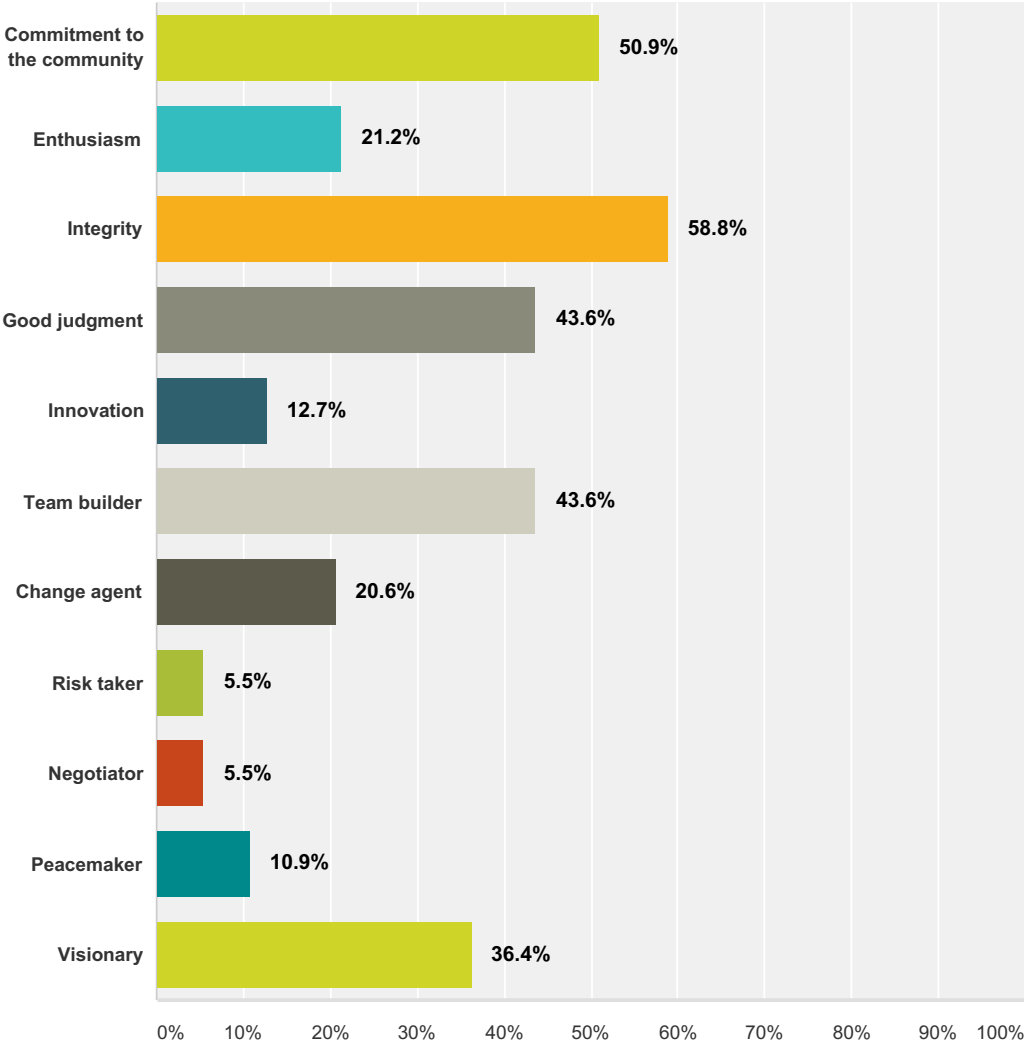
Q4 Select from the list below the three most important skills you would like to see in a superintendent:

Answered: 164 Skipped: 1



Q5 Select from the list below the three most important characteristics you would like a superintendent to exhibit:

Answered: 165 Skipped: 0



Superintendent Search Survey for Staunton City Schools

Q6 For each of the items below, indicate whether you believe the item is either extremely important, important, or not important in the new superintendent:

Answered: 164 Skipped: 1

| | extremely important | important | not important | Total |
|--|---------------------|-------------|---------------|-------|
| Doctorate degree | 24.7% 39 | 45.6% 72 | 29.7% 47 | 158 |
| Experience as a superintendent with a proven record of success | 35.2% 57 | 45.7% 74 | 19.1% 31 | 162 |
| Experience as a superintendent in a district of similar size | 19.5% 32 | 44.5% 73 | 36.0% 59 | 164 |
| Experience as an assistant superintendent | 15.2% 25 | 57.9% 95 | 26.8% 44 | 164 |
| Experience as a district level administrator | 38.9% 63 | 48.8% 79 | 12.3% 20 | 162 |
| Experience as a principal | 55.6% 90 | 34.6% 56 | 9.9% 16 | 162 |
| Experience as a classroom teacher | 73.0% 119 | 22.7% 37 | 4.3% 7 | 163 |
| Experience in finance | 31.9% 52 | 58.9% 96 | 9.2% 15 | 163 |
| Experience in personnel | 54.7% 87 | 40.3% 64 | 5.0% 8 | 159 |
| Experience in instruction | 66.5% 109 | 31.7% 52 | 1.8% 3 | 164 |
| Experience in facility construction and management | 27.4% 45 | 48.2% 79 | 24.4% 40 | 164 |
| Experience with technology | 32.3% 53 | 55.5% 91 | 12.2% 20 | 164 |
| Experience in a multi-cultural environment | 58.3% 95 | 36.2% 59 | 5.5% 9 | 163 |
| Experience in strategic planning | 55.8% 91 | 41.7% 68 | 2.5% 4 | 163 |

Q7 What do you consider to be the three most important issues or concerns facing the district in the next five years?

Answered: 164 Skipped: 1

