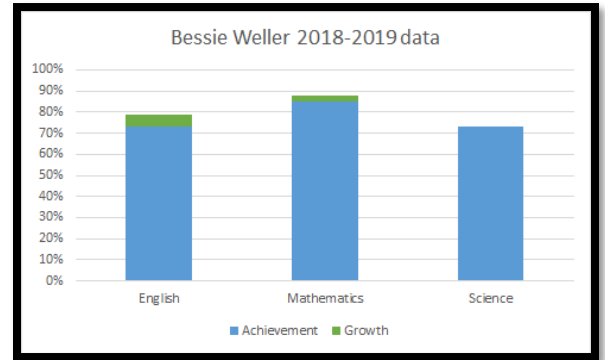


2018-2019 Accreditation Data & Highlights

Bessie Weller Elementary School: Accredited

Bessie Weller Elementary has maintained state accreditation for two consecutive years. A few highlights for Bessie Weller include:

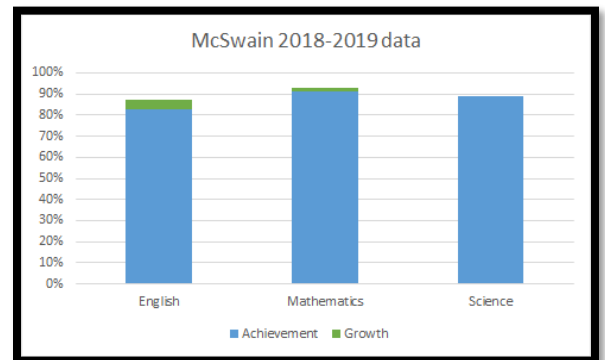
- Overall achievement and growth for English is 80%, with increases in the overall reading pass rates for ALL grades.
- Overall achievement and growth for Math improved by 13% points from the previous year, with increased in ALL reporting groups (All, Black, Economically Disadvantaged, Hispanic, Students with disabilities, and White).
- Math exceeded the state average.
- Science rate increased by 6% points.



McSwain Elementary School: Accredited

McSwain Elementary has maintained state accreditation to date. A few highlights for McSwain Elementary include:

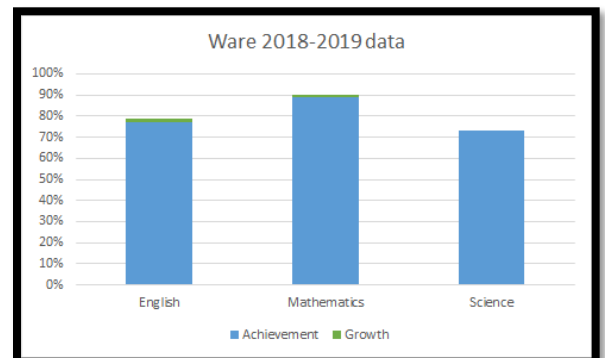
- Met achievement and growth goals in **all** domains of the new accreditation matrix (100% “green”)
- English exceeded the state average in **every** grade with a combined reading rate of 87%, with most significant gains in students with disabilities.
- Math exceeded the state average in **every** grade with a combined rate of 93%, with significant gains in students with disabilities (91%).
- Science exceeded state average with rate of 89%.



Ware Elementary School: Accredited

Ware Elementary has maintained state accreditation to date. A few highlights for Ware Elementary include:

- Results for students with disabilities (Reading: 78%, Math: 85%) exceeded the state average.
- Math exceeded the state average in **every** grade.
- Reporting groups for Math indicate NO academic gap for any group groups (All, Black, Economically Disadvantaged, Hispanic, Students with disabilities, and White); Combined rate of 90%, and all groups range in scores of 85 – 90%.

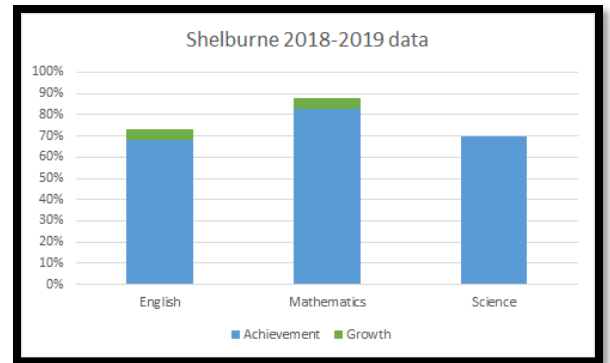


2018-2019 Accreditation Data & Highlights

Shelburne Middle School: Accredited with Conditions

Shelburne Middle School narrowly missed accreditation, with an overall rating of Accredited with Conditions for the second year. A few highlights for Shelburne Middle School include:

- Math showed the highest level of growth across the division, with significant increases in all reporting groups.
- Math had a combined rate of 88%, with all reporting groups 79% or higher.
- Both English and Math had significant increases in students with disabilities (8% and 23%).
- Math had 100% performance in Algebra I and Geometry.



Staunton High School: Accredited

Staunton High School has maintained state accreditation to date. A few highlights for Staunton High include:

- Met achievement and growth goals in **all** domains of the new accreditation matrix (100% “green”)
- English overall combined rate is at 88%.
- Math performance improved in ALL areas with the most significant improvements in Black, Hispanic, and Students with Disabilities. Algebra I pass rates increased by 5% points, and Geometry pass rates increased by 14% points
- Writing, Algebra II, and Chemistry pass rates exceeded the state average.

