


2017-2018 Accreditation Data & Highlights

Bessie Weller Elementary School: Accredited

After three years of being denied accreditation by the state and six years as a focus school by the federal rating, Bessie Weller Elementary has exceeded the criteria and is Accredited with no federal designations.

A few highlights for Bessie Weller include:

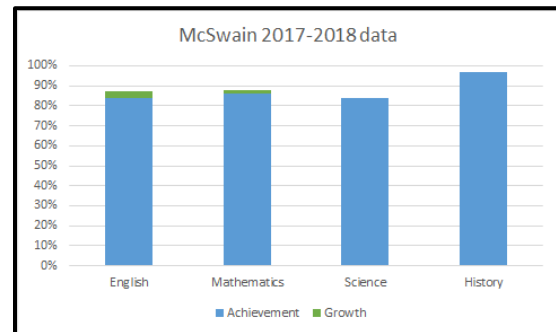
- Overall achievement and growth for English is 80%, an increase of 10% from previous year.
- Overall Reading growth is at 10% - higher than any other school.
- Increases in **all** English reporting groups (All, Black, Economically Disadvantaged, Hispanic, Students with disabilities, and White).
- Math black reporting group had a 20% increase to 84% and is outperforming every other group.



McSwain Elementary School: Accredited

McSwain Elementary has maintained state accreditation to date and continues to exceed all criteria in the new system. A few highlights for McSwain Elementary include:

- English exceeded the state average in **every** grade with a combined reading rate of 87%, with most significant gains in black and economically disadvantaged groups.
- Math exceeded the state average in **every** grade, with the most significant gains in students with disabilities.
- Science exceeded the state average.
- History had a 96% pass rate, exceeding the state average by 14%, with 57% of students scoring pass advanced.

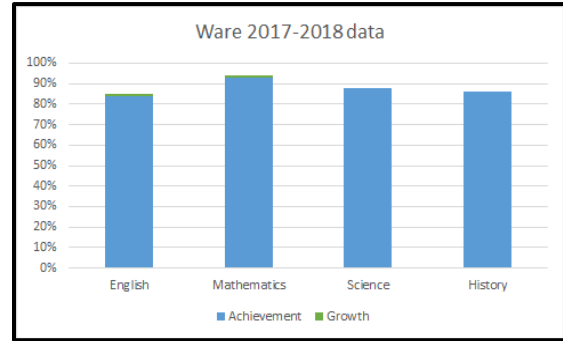


2017-2018 Accreditation Data & Highlights

Ware Elementary School: Accredited

Ware Elementary has maintained state accreditation to date and continues to exceed all criteria in the new system. A few highlights for Ware Elementary include:

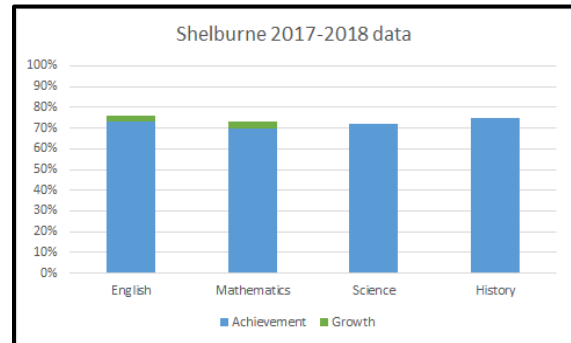
- Met achievement and growth goals in **all** domains of the new accreditation matrix (100% “green”)
- English exceeded the state average with gains for all reporting groups.
- Math exceeded the state average in **every** grade with a combined math rate of 94%, a 4% increase from the previous year; students with disabilities had an overall rate of 84% and economically disadvantaged had an overall rate of 92%.
- Science exceeded the state average.



Shelburne Middle School: Accredited with Conditions

Shelburne Middle School has been partially accredited for the past three years, and they narrowly missed accreditation this year, with an overall rating of Accredited with Conditions. A few highlights for Shelburne Middle School include:

- Combined English rate is at 76%, the highest data trend to date, and an increase of 13% over the past five years.
- The black reporting group in English had the most significant gain, increasing by 35% points to 70%.
- History increased results by 9% points from the previous year.
- Math had 100% performance in Algebra I and Geometry. Most significant gains in Math were made by students with disabilities, where a 12% point gain occurred. Last year, Shelburne had 18 students with disabilities make growth in the area of Mathematics, in addition to our 27 students with disabilities who met this benchmark.*



* Despite the gains in the mathematics students with disabilities, this area resulted in a “red” for the overall rating, leading to an overall status of Accredited with Conditions.

2017-2018 Accreditation Data & Highlights

Lee High School: Accredited

Lee High School has maintained state accreditation throughout all systems to date. They remain accredited for this school year. A few highlights for Lee High include:

- English overall combined rate is at 84%, with Writing outperforming the state average by 5% points.
- Algebra II had a 98% pass rate, exceeding the state average by 9%.
- All grade 9 Algebra students (100%) who received intervention increased by one or more growth level from the previous year. (This calculation is not included in state accreditation, but is notable progress.)
- Chemistry had a 97% pass rate, exceeding the state average by 8% points.

